

JQX-115F-I

MINIATURE HIGH POWER RELAY



File No.:CQC02001001951



Features

- * High Inrush TV-5 80A
- * Low height 15.7 mm
- * 5KV dielectric coil to contacts
- * Creepage distance 10mm
- * Sealed & unsealed type available

CONTACT DATA

Contact Arrangement	1A
Initial Contact Resistance Max.	50mΩ(at 1A 6VDC)
Contact Material	AgSnO ₂ In ₂ O ₃
Max. switching voltage	440VAC
Max. switching current	16A
Max. switching power	4000VA
Contact Rating	10A 250VAC (1 x 10 ⁵ 360 ops/hour)
Inrush Rating	TV-5, 80A (2.5 x 10 ⁴ ops)
Mechanical life	1 x 10 ⁷ OPS (72,000 ops/hour)
Electrical life	1 x 10 ⁵ OPS (360 ops/hour)

COIL

Coil power	0.4W
------------	------

COIL DATA

Nominal Voltage VDC	Pick-up Voltage VDC	Drop-out Voltage VDC	Coil Current (at 20°C) mA	Coil Resistance (20°C)Ω
5	3.50	0.5	80.0	62 ± 10%
6	4.20	0.6	66.7	90 ± 10%
12	8.40	1.2	33.3	360 ± 10%
24	16.8	2.4	16.7	1440 ± 10%
48	33.6	4.8	8.3	5760 ± 15%
60	42.0	6.0	8.0	7500 ± 15%
110	77.0	11.0	4.3	25200 ± 15%

CHARACTERISTICS

Initial Insulation Resistance	1000MΩ 500 VDC
Dielectric Strength	Between coil and Contacts 5000VAC 1min.
	Between open contacts 1000VAC 1min.
Operate time (at nomi. Volt.)	7ms
Release time (at nomi. Volt.)	3ms
Temperature rise (at nomi. Volt.)	Max. 55°C
Shock Resistance	Functional 100 m/s ²
	Destructive 1000 m/s ²
Vibration Resistance	10 to 150Hz 20g
Humidity	35% to 85%
Ambient temperature	-40°C to +85°C
Termination	PCB
Unit weight	13.5g
Construction	Sealed & Unsealed



HONGFA RELAY
ISO9001/QS9000/ISO14000 CERTIFIED

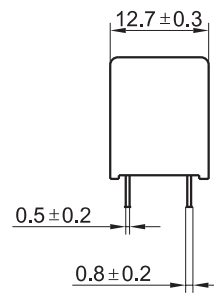
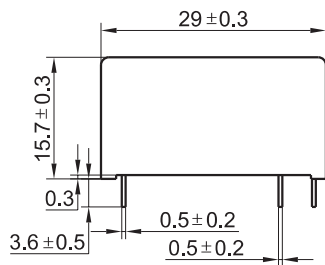
VERSION: EN01-20020620

ORDERING INFORMATION

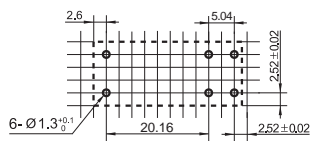
Type	JQX-115F-I /	012	1H	S	3
Coil voltage	5, 6, 12, 24, 48, 60, 110VDC				
Contact arrangement	1H:1 Form A				
Structure Nil: Unsealed S: Sealed					
Version	3: 5.0mm				

OUTLINE DIMENSIONS, WIRING DIAGRAM AND PC BOARD LAYOUT

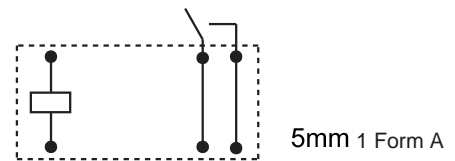
Outline Dimensions



PCB layout
5mm 1 Form A

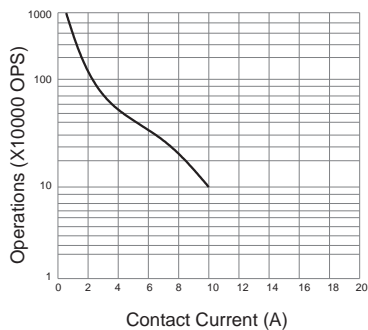


Wiring Diagram



CHARACTERISTICS CURVE

LIFE CURVE



COIL OPERATINGRANGE (DC)

