

SONGLE RELAY

	RELAY ISO9002	SRSC
---	---------------	-------------



1. MAIN FEATURES

- 5A、10A switching capabilities
- SPST-NO and SPDT configuration
- Subminiature, standard PC layout
- Sealed & Unsealed types available

2. APPLICATIONS

- House-hold appliance, office machine, etc.

3. ORDERING INFORMATION

SRSC	XX VDC	S	C	L
Model of relay	Nominal coil voltage	Structure	Contact form	Coil sensitivity
SRSC	03,05,06,09,12,18,24VDC	S:Sealed type	A:1 form A	L: 0.45W
		F:Flux free type	C:1 form C	H: 0.20W

4. RATING

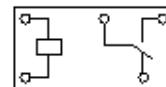
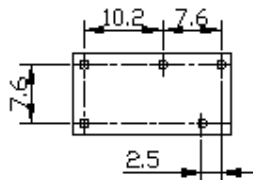
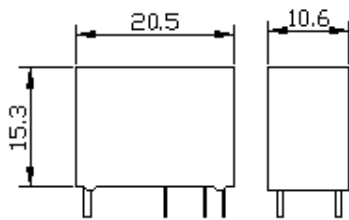
5A/250VAC 30VDC

10A/125VAC 30VDC

5. DIMENSION_(unit:mm)

DRILLING_(unit:mm)

WIRING DIAGRAM



6. COIL DATA CHART (AT20°C)

Coil Sensitivity	Coil Voltage Code	Nominal Voltage (VDC)	Nominal Current (mA)	Coil Resistance (Ω) $\pm 10\%$	Power Consumption (W)	Pull-In Voltage (VDC)	Drop-Out Voltage (VDC)	Max-Allowable Voltage (VDC)
SRSC (High Sensitivity)	03	3	67	45	abt. 0.2W	75% Max.	5% Min.	110% Max.
	05	5	42	120				
	06	6	33	180				
	09	9	22	400				
	12	12	18	700				
	18	18	11	1620				
	24	24	9	2800				
SRSC (Standard)	03	3	150	20	abt. 0.45W	75% Max.	5% Min.	110% Max.
	05	5	89	56				
	06	6	75	80				
	09	9	50	180				
	12	12	37.5	320				
	18	18	25	720				
	24	24	18.7	1280				

7. CONTACT RATING

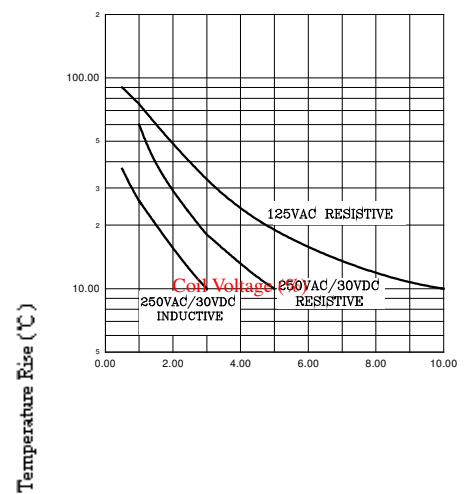
Item \ Type	SRSC			
	1 Form A		1 Form C	
			N/O	N/C
Contact Capacity Resistive Load ($\cos\Phi=1$)	5A 30VDC 5A 250VAC 10A 125VAC	5A 30VDC 5A 250VAC 10A 125VAC	3A 30VDC 3A 250VAC	
Inductive Load ($\cos\Phi=0.4L/R=7\text{msec}$)	4A 125VAC 3A 30VDC	4A 125VAC 3A 30VDC	3A 125VAC 2A 30VDC	
Rated Carrying Current	10A	10A	3A	
Max. Allowable Voltage	110VDC, 250VAC			
Max. Allowable Current	10A	10A	3A	
Max. Allowable Power Force	1250VA, 150W			
Contact Material	AgCdo			

8. PERFORMANCE (at initial value)

Item \ Type	SRSC
Contact Resistance	100m Ω Max
Operation Time	10msec Max.
Release Time	5msec Max.
Dielectric Strength	
Between coil & contact	4000VAC, 1min
Between contacts	1000VAC, 1min
Insulation Resistance	100 M Ω Min. (500VDC)
Operating Ambient Temperature	-30°C to +60°C
Operating Humidity	35% ~ 95%
Vibration Resistance	10 to 55HZ Double Amplitude 1.6mm
Shock Resistance	100m/s ² Malfunction 1000m/s ² Malfunction
Life Expectancy	
Mechanical	10 ⁷ ops. Min. (no load)
Electrically	10 ⁵ ops. Min. (at rated coil voltage)
Weight	Abt. 9grs.

9. REFERENCE DATA

Coil Temperature Rise



Life Expectancy

